


















Log in with your password



Log in with your password. Activity on Purple Mash (2DO)



Take a photo and upload onto purple mash or e-mail to lisa.lloyd2@taw.org.uk

	Monday	Tuesday	Wednesday	Thursday	Friday
<p>Phonics (30 minutes)</p> <p>Remember you can stop the video to complete the activity and then carry on.</p>	<p></p> <p>Go on purple mash - watch and join in with the alphabet song and the phase 2 and phase 3 Jolly Phonics letters and sounds.</p> <p></p> <p>Go on Bug Club. Click on my stuff. Then click on phonics. Scroll to the end and click on sound Parrots - s Tigers & Polar Bear - ch</p> <p>Watch the video. Stop at each picture. Segment and blend words with magic arm.</p> <p> </p> <p>Go on purple mash and complete the phonic 2DO. Look at the sheet. Then write these words on whiteboard - sound them out - Parrots - sat, pat, tap Tigers and Polar Bears - chin, chop, chill</p>	<p></p> <p>Go on purple mash - watch and join in with the alphabet song and the phase 2 and phase 3 Jolly Phonics letters and sounds.</p> <p></p> <p>Go on Bug Club. Click on my stuff. Then click on phonics. Scroll to the end and click on sound Parrots - a Tigers & Polar Bear - sh</p> <p>Watch the video. Stop at each picture. Segment and blend words with magic arm.</p> <p> </p> <p>Go on purple mash and complete the phonic 2DO. Look at the sheet. Then write these words on whiteboard - sound them out - Parrots - pat, tap, sat Tigers and Polar Bears - shop, shed, ship</p>	<p>Forest School</p> <p>Den Building</p> <p>Build a den inside or outside.</p> <p></p> <p></p>	<p></p> <p>Go on purple mash - watch and join in with the alphabet song and the phase 2 and phase 3 Jolly Phonics letters and sounds.</p> <p></p> <p>Go on Bug Club. Click on my stuff. Then click on phonics. Scroll to the end and click on sound Parrots - t Tigers & Polar Bear - th</p> <p></p> <p>Quick write Parrots - sat, pat, cat, at Tigers & Polar Bears - them, that, moth, with</p> <p>Sound out the word using your magic arm. Practise writing the words on your whiteboard. You have got your phonic mat to help you.</p> <p>Practise writing your name in your writing book.</p>	<p></p> <p>Go on purple mash - watch and join in with the alphabet song and the phase 2 and phase 3 Jolly Phonics letters and sounds.</p> <p></p> <p>TRICKY WORDS</p> <p>On your whiteboard practice writing your tricky words. Hold your wb pen in the pincher grip. Parrots - phase 2 Tiger & Polar Bears - phase 2 & 3</p> <p>REMEMBER you cannot sound them out you just need to know how to spell them.</p> <p>Practise writing your name in your writing book.</p>



Log in with your password



Log in with your password. Activity on Purple Mash (2DO)



Take a photo and upload onto purple mash or e-mail to lisa.lloyd2@taw.org.uk

	<p>Write sentences in your writing book. Example Parrots - I can see a sat. Tigers - I can see a chill. Polar Bears - The chill is blue.</p> <p>Practise writing your name in your writing book.</p>	<p>Write sentences in your writing book. Example Parrots - I can see a pat. Tigers - I can see a shop. Polar Bears - The shed is pink.</p> <p>Practise writing your name in your writing book.</p>			
<p>Maths (30 minutes)</p> <p>Remember you can stop the video to complete the activity and then carry on.</p>	<p> </p> <p>Go on purple mash and complete the Maths 2DO. Have your whiteboard and pen ready for the AFL (assessment for learning). Just have a go.</p> <p>Watch the video and complete the activities provided practically and in your maths book.</p> <p>You will need: Parrots - numicon 1-8 Tigers - numicon 1 - 10 Polar Bears - numicon 11- 20</p> <p>Using your numberline practice writing your numbers from 0-20 in your maths book.</p>	<p> </p> <p>Go on purple mash and complete the Maths 2DO. Have your whiteboard and pen ready for the AFL (assessment for learning). Just have a go.</p> <p>Watch the video and complete the activities provided practically and in your maths book.</p> <p>You will need: Parrots - number cards 1 - 8 Tigers - number cards 5 - 12 Polar Bears - number cards 11 - 20</p> <p>Using your numberline practice writing your numbers from 0-20 in your maths book.</p>		<p> </p> <p>Go on purple mash and complete the Maths 2DO. Have your whiteboard and pen ready for the AFL (assessment for learning). Just have a go.</p> <p>Watch the video and complete the activities provided practically and in your maths book.</p> <p>You will need: Parrots - number cards 1 - 10 Tigers - number cards 1 - 10 Polar Bears - number cards 11 - 20</p> <p>Using your numberline practice writing your numbers from 0-20 in your maths book.</p>	<p></p> <p>Complete the maths 2Do on purple mash.</p> <p></p> <p>Bond Bubbles</p> <p>When you have completed them click the 'hand in' button.</p> <p>Using your numberline practice writing your numbers from 0-20 in your maths book.</p>











Log in with your password



Log in with your password. Activity on Purple Mash (2DO)



Take a photo and upload onto purple mash or e-mail to lisa.lloyd2@taw.org.uk

<p>Writing (30 minutes)</p> <p>Remember you can stop the video to complete the activity and then carry on.</p>	<div style="text-align: right;">   </div> <p>Go on purple mash and complete the Writing 2DO. Have your whiteboard and pen ready for the AFL (assessment for learning). Just have a go.</p> <p>Watch the video and complete the activities provided in your writing book.</p> <p style="text-align: center;">Example</p> <p>Parrots and Tigers - I went to the park. I had chips. Polar Bears - On Saturday I went to the park. On Sunday I played with my toys.</p> <p>The children will spell the words phonetically. EXAMPLE So for my may write mi. This is okay.</p> <p>Using your alphabet line practice writing your alphabet from a-z in your writing book.</p>	<div style="text-align: right;">   </div> <p>Go on purple mash and complete the Writing 2DO. Have your whiteboard and pen ready for the AFL (assessment for learning). Just have a go.</p> <p>Watch the video and complete the activities provided in your writing book.</p> <p style="text-align: center;">Example</p> <p>Parrots and Tigers - I can see a hose. Polar Bears - The hose is long.</p> <p>The children will spell the words phonetically. EXAMPLE So for hose may write hos. This is okay.</p> <p>Using your alphabet line practice writing your alphabet from a-z in your writing book.</p>		<div style="text-align: right;">   </div> <p>Go on purple mash and complete the Writing 2DO. Have your whiteboard and pen ready for the AFL (assessment for learning). Just have a go.</p> <p>Watch the video and complete the activities provided in your writing book.</p> <p style="text-align: center;">Example</p> <p>Parrots and Tigers - I can see a hat. Polar Bears - The hat is yellow.</p> <p>The children will spell the words phonetically. EXAMPLE So for yellow may write yelow. This is okay.</p> <p>Using your alphabet line practice writing your alphabet from a-z in your writing book.</p>	<div style="text-align: right;">  </div> <p>Complete the Writing 2Do on purple mash. Complete the phonics game.</p> <div style="text-align: center;">  </div> <p>When you have completed them click the 'hand in' button.</p> <p>Using your alphabet line practice writing your alphabet from a-z in your writing book.</p>
---	---	---	--	--	---



Log in with your password



Log in with your password. Activity on Purple Mash (2DO)



Take a photo and upload onto purple mash or e-mail to lisa.lloyd2@taw.org.uk

<p>Reading (15 mins)</p>	 <p>Please read a book allocated to you on Bug Club. Don't forget to click on the little bug images and answer the questions as you go along.</p>	 <p>Please read a book allocated to you on Bug Club. Don't forget to click on the little bug images and answer the questions as you go along.</p>	 <p>Please read a book allocated to you on Bug Club. Don't forget to click on the little bug images and answer the questions as you go along.</p>	 <p>Please read a book allocated to you on Bug Club. Don't forget to click on the little bug images and answer the questions as you go along.</p>	 <p>Please read a book allocated to you on Bug Club. Don't forget to click on the little bug images and answer the questions as you go along.</p>
<p>Fine Motor Skills (5-10 Mins)</p>  <p>1 day per week take a photo</p>	<p>Use your cutting skills pack and do 1 sheet each day. Do it slowly and take care. Cut along the lines. Hold your scissors correctly.</p> <p>Glue in your writing book.</p>	<p>Use your cutting skills pack and do 1 sheet each day. Do it slowly and take care. Cut along the lines. Hold your scissors correctly.</p> <p>Glue in your writing book.</p>	<p>Use your cutting skills pack and do 1 sheet each day. Do it slowly and take care. Cut along the lines. Hold your scissors correctly.</p> <p>Glue in your writing book.</p>	<p>Use your cutting skills pack and do 1 sheet each day. Do it slowly and take care. Cut along the lines. Hold your scissors correctly.</p> <p>Glue in your writing book.</p>	<p>Use your cutting skills pack and do 1 sheet each day. Do it slowly and take care. Cut along the lines. Hold your scissors correctly.</p> <p>Glue in your writing book.</p>
<p>Handwriting (10 mins)</p> <p>Serifs - the flicks before or after the letter</p>	  <p>Practise your handwriting on your whiteboard.</p> <p>Hold your whiteboard pen in the pincher grip. Copy the pattern and letters carefully. Remember your serifs</p>	 <p>Practise your handwriting on your whiteboard.</p> <p>Hold your whiteboard pen in the pincher grip. Copy the pattern and letters carefully. Remember your serifs</p>	 <p>Practise your handwriting on your whiteboard.</p> <p>Hold your whiteboard pen in the pincher grip. Copy the pattern and letters carefully. Remember your serifs</p>	 <p>Practise your handwriting on your whiteboard.</p> <p>Hold your whiteboard pen in the pincher grip. Copy the pattern and letters carefully. Remember your serifs</p>	  <p>Do your handwriting in your lined book.</p>














Log in with your password



Log in with your password. Activity on Purple Mash (2DO)



Take a photo and upload onto purple mash or e-mail to lisa.lloyd2@taw.org.uk

<p>Child Initiated (45 minutes)</p>	  <p>People Who Help Us - The Firefighter</p> <p>Watch video - To understand what a firefighter does.</p>	  <p>People Who Help Us - The Firefighter</p> <p>Watch video - To create an observational picture of a fire engine.</p>	<p>Joe Wicks PE</p> <p>9am Monday, Wednesday, Friday</p> <p>https://www.youtube.com/watch?v=tSi2ix1i180</p>	 <p><u>The natural world</u></p> <p>Go outside and walk around your garden looking at the plants and trees. Get a pencil and in your writing book draw pictures of the plants and trees carefully.</p>	 <p>Wellbeing</p>  <p>Make a model using junk or construction toys.</p> <p>Have fun!</p>
<p>Story Time (15 mins)</p>	 <p>Listen to the story The Fireman by Amanda Askew</p>	 <p>Listen to a story read by Mrs Dent</p>	 <p>Listen to a story read by Mrs Murphy</p>	 <p>Listen to a story read by Mrs Jones</p>	<p>Choose your favourite story at home and listen to your adult read it to you.</p>