



Log in with your password



Log in with your password. Activity on Purple Mash (2DO)



Take a photo and upload onto purple mash or e-mail to lisa.lloyd2@taw.org.uk

	Monday	Tuesday	Wednesday	Thursday	Friday
Phonics (30 minutes)	 Go on purple mash - watch and join in with the alphabet song and the phase 2 and phase 3 Jolly Phonics letters and sounds.	 Go on purple mash - watch and join in with the alphabet song and the phase 2 and phase 3 Jolly Phonics letters and sounds.	Forest School Make a kite and go outside and fly it. What do you need to make the kite fly?	 Go on purple mash - watch and join in with the alphabet song and the phase 2 and phase 3 Jolly Phonics letters and sounds.	 Go on purple mash - watch and join in with the alphabet song and the phase 2 and phase 3 Jolly Phonics letters and sounds.
Remember you can stop the video to complete the activity and then carry on.	 Go on Bug Club. Click on my stuff. Then click on phonics. Scroll to the end and click on sound Parrots - i Tigers & Polar Bear - ai Watch the video. Stop at each picture. Segment and blend words with magic arm.	 Go on Bug Club. Click on my stuff. Then click on phonics. Scroll to the end and click on sound Parrots - n Tigers & Polar Bear - ee Watch the video. Stop at each picture. Segment and blend words with magic arm.		 Go on Bug Club. Click on my stuff. Then click on phonics. Scroll to the end and click on sound Parrots - d Tigers & Polar Bear - oa	 TRICKY WORDS On your whiteboard practice writing your tricky words. Hold your wb pen in the pincher grip. Parrots - phase 2 Tiger & Polar Bears - phase 2 & 3
	  Go on purple mash and complete the phonic 2DO. Look at the sheet. Then write these words on whiteboard - sound them out - Parrots - sit, pip, tip Tigers and Polar Bears - sail, tail, rain	  Go on purple mash and complete the phonic 2DO. Look at the sheet. Then write these words on whiteboard - sound them out - Parrots - tin, pin, pan Tigers and Polar Bears - weep, jeep, feet	 Quick write Parrots - dad, sad, din Tigers & Polar Bears - goat, soap, toad Sound out the word using your magic arm. Practise writing the words on your whiteboard. You have got your phonic mat to help you. Practise writing your name in your writing book.	REMEMBER you cannot sound them out you just need to know how to spell them. Practise writing your name in your writing book.	









Log in with your password



Log in with your password. Activity on Purple Mash (2DO)



Take a photo and upload onto purple mash or e-mail to lisa.lloyd2@taw.org.uk

	<p>Write sentences in your writing book. Example Parrots - I can see a sit. Tigers - I can see a sail. Polar Bears - The sail is blue.</p> <p>Practise writing your name in your writing book.</p>	<p>Write sentences in your writing book. Example Parrots - I can see a pan. Tigers - I can see a jeep. Polar Bears - The jeep is green.</p> <p>Practise writing your name in your writing book.</p>			
<p>Maths (30 minutes)</p> <p>Remember you can stop the video to complete the activity and then carry on.</p>	<p> </p> <p>Go on purple mash and complete the Maths 2DO. Have your whiteboard and pen ready for the AFL (assessment for learning). Just have a go.</p> <p>Watch the video and complete the activities provided practically and in your maths book.</p> <p>You will need: Parrots - 10 pieces of LEGO Tigers - 15 pieces of LEGO Polar Bears - 20 pieces of LEGO</p> <p>Using your numberline practice writing your numbers from 0-20 in your maths book.</p>	<p> </p> <p>Go on purple mash and complete the Maths 2DO. Have your whiteboard and pen ready for the AFL (assessment for learning). Just have a go.</p> <p>Watch the video and complete the activities provided practically and in your maths book.</p> <p>You will need: Parrots - 20 pieces of LEGO Tigers - 20 pieces of LEGO Polar Bears - 20 pieces of LEGO</p> <p>Using your numberline practice writing your numbers from 0-20 in your maths book.</p>		<p> </p> <p>Go on purple mash and complete the Maths 2DO. Have your whiteboard and pen ready for the AFL (assessment for learning). Just have a go.</p> <p>Watch the video and complete the activities provided practically and in your maths book.</p> <p>You will need: Parrots - 10 pieces of LEGO Tigers - 15 pieces of LEGO Polar Bears - 20 pieces of LEGO</p> <p>Using your numberline practice writing your numbers from 0-20 in your maths book.</p>	<p></p> <p>Complete the maths 2Do on purple mash.</p> <p></p> <p>2 race Number Bonds to 5 When you have completed them click the 'hand in' button.</p> <p>Using your numberline practice writing your numbers from 0-20 in your maths book.</p>











Log in with your password



Log in with your password. Activity on Purple Mash (2DO)



Take a photo and upload onto purple mash or e-mail to lisa.lloyd2@taw.org.uk

<p>Writing (30 minutes)</p> <p>Remember you can stop the video to complete the activity and then carry on.</p>	<div style="text-align: right;">   </div> <p>Go on purple mash and complete the Writing 2DO. Have your whiteboard and pen ready for the AFL (assessment for learning). Just have a go.</p> <p>Watch the video and complete the activities provided in your writing book.</p> <p style="text-align: center;">Example</p> <p>Parrots and Tigers - I went to the park. I had chips. Polar Bears - On Saturday I went to the park. On Sunday I played with my toys.</p> <p>The children will spell the words phonetically. EXAMPLE So for my may write mi. This is okay.</p> <p>Using your alphabet line practice writing your alphabet from a-z in your writing book.</p>	<div style="text-align: right;">   </div> <p>Go on purple mash and complete the Writing 2DO. Have your whiteboard and pen ready for the AFL (assessment for learning). Just have a go.</p> <p>Watch the video and complete the activities provided in your writing book.</p> <p style="text-align: center;">Example</p> <p>Parrots and Tigers - I can see a light. Polar Bears - The light is blue.</p> <p>The children will spell the words phonetically. EXAMPLE So for blue may write bloo. This is okay.</p> <p>Using your alphabet line practice writing your alphabet from a-z in your writing book.</p>		<div style="text-align: right;">   </div> <p>Go on purple mash and complete the Writing 2DO. Have your whiteboard and pen ready for the AFL (assessment for learning). Just have a go.</p> <p>Watch the video and complete the activities provided in your writing book.</p> <p style="text-align: center;">Example</p> <p>Parrots and Tigers - I can see a hat. Polar Bears - The hat is blue.</p> <p>The children will spell the words phonetically. EXAMPLE So for blue may write bloo. This is okay</p> <p>Using your alphabet line practice writing your alphabet from a-z in your writing book.</p>	<div style="text-align: right;">  </div> <p>Complete the Writing 2Do on purple mash. Complete the phonics game.</p> <div style="text-align: center;">  </div> <p>When you have completed them click the 'hand in' button.</p> <p>Using your alphabet line practice writing your alphabet from a-z in your writing book.</p>
---	---	--	--	--	---



Log in with your password



Log in with your password. Activity on Purple Mash (2DO)



Take a photo and upload onto purple mash or e-mail to lisa.lloyd2@taw.org.uk

<p>Reading (15 mins)</p>	 <p>Please read a book allocated to you on Bug Club. Don't forget to click on the little bug images and answer the questions as you go along.</p>	 <p>Please read a book allocated to you on Bug Club. Don't forget to click on the little bug images and answer the questions as you go along.</p>	 <p>Please read a book allocated to you on Bug Club. Don't forget to click on the little bug images and answer the questions as you go along.</p>	 <p>Please read a book allocated to you on Bug Club. Don't forget to click on the little bug images and answer the questions as you go along.</p>	 <p>Please read a book allocated to you on Bug Club. Don't forget to click on the little bug images and answer the questions as you go along.</p>
<p>Fine Motor Skills (5-10 Mins)</p>  <p>1 day per week take a photo</p>	<p>Use your cutting skills pack and do 1 sheet each day. Do it slowly and take care. Cut along the lines. Hold your scissors correctly.</p> <p>Glue in your writing book.</p>	<p>Use your cutting skills pack and do 1 sheet each day. Do it slowly and take care. Cut along the lines. Hold your scissors correctly.</p> <p>Glue in your writing book.</p>	<p>Use your cutting skills pack and do 1 sheet each day. Do it slowly and take care. Cut along the lines. Hold your scissors correctly.</p> <p>Glue in your writing book.</p>	<p>Use your cutting skills pack and do 1 sheet each day. Do it slowly and take care. Cut along the lines. Hold your scissors correctly.</p> <p>Glue in your writing book.</p>	<p>Use your cutting skills pack and do 1 sheet each day. Do it slowly and take care. Cut along the lines. Hold your scissors correctly.</p> <p>Glue in your writing book.</p>
<p>Handwriting (10 mins)</p> <p>Serifs - the flicks before or after the letter</p>	  <p>Practise your handwriting on your whiteboard.</p> <p>Hold your whiteboard pen in the pincher grip. Copy the pattern and letters carefully. Remember your serifs</p>	 <p>Practise your handwriting on your whiteboard.</p> <p>Hold your whiteboard pen in the pincher grip. Copy the pattern and letters carefully. Remember your serifs</p>	 <p>Practise your handwriting on your whiteboard.</p> <p>Hold your whiteboard pen in the pincher grip. Copy the pattern and letters carefully. Remember your serifs</p>	 <p>Practise your handwriting on your whiteboard.</p> <p>Hold your whiteboard pen in the pincher grip. Copy the pattern and letters carefully. Remember your serifs</p>	  <p>Do your handwriting in your lined book.</p>








Log in with your password



Log in with your password. Activity on Purple Mash (2DO)



Take a photo and upload onto purple mash or e-mail to lisa.lloyd2@taw.org.uk

<p>Child Initiated (45 minutes)</p>	  <p>People Who Help Us - The Police Officer</p> <p>Watch video - To understand what a police officer does.</p>	  <p>People Who Help Us - The Police Officer</p> <p>Watch video - To role play being a police officer</p>	 <p>Joe Wicks PE</p> <p>9am Monday, Wednesday, Friday</p> <p>https://www.youtube.com/watch?v=tSi2ix1i180</p>	 <p><u>Art and Design</u></p> <p>Make a mobile phone to use when role playing a police officer</p> 	 <p><u>Wellbeing</u></p>  <p>Make a musical instrument using junk materials. Enjoy playing it.</p> <p>Have fun!</p>
<p>Story Time (15 mins)</p>	 <p>Listen to the story The Police Officer by Amanda Askew</p>	 <p>Listen to a story read by Mrs Dawkins</p>	 <p>Listen to a story read by Miss Cosby</p>	 <p>Listen to a story read by Miss Hewins</p>	<p>Choose your favourite story at home and listen to your adult read it to you.</p>