




























	Monday	Tuesday	Wednesday	Thursday	Friday
Handwriting & History (45 mins)	<p><b>Handwriting</b> Purple Mash 2 do</p>  <p>Watch the handwriting video and practise writing the letters u, y, l and t in your writing book.</p> <p>Practise each letter six times on a new line.</p> <p>When you have finished please take a picture of your work and email it to me.</p>	<p><b>The history of dolls</b> Purple Mash 2 do</p>  <p>Watch the introduction video and complete the activity provided.</p> <p>When you have completed your task click the 'hand in' button.</p>	<p><b>The history of building blocks</b> Purple Mash 2 do</p>  <p>Watch the introduction video and complete the activity provided.</p> <p>When you have completed your task click the 'hand in' button.</p>	<p><b>The history of scooters</b> Purple Mash 2 do</p>  <p>Watch the introduction video and complete the activity provided.</p> <p>When you have completed your task click the 'hand in' button.</p>	<p><b>Science</b> Purple Mash 2 do</p>  <p>Watch the video provided to find out all about absorbent and waterproof materials. Then complete the activity.</p> <p>When you have completed your task click the 'hand in' button.</p>
Maths (45 mins)	<p><b>Arithmetic</b> Purple Mash 2 do</p>  <p>Watch the introduction video and complete the activity provided.</p> <p>Remember to use your number track or hundred square.</p> <p>When you have completed your task click the 'hand in' button.</p>	<p><b>Fractions</b> Purple Mash 2 do</p>  <p>Watch the introduction video and complete the task provided.</p> <p>You will need a full cup of water, a whole slice of bread, a whole biscuit and a whole piece of fruit.</p> <p>When you have completed your task take a picture of your work and send it to me.</p>	<p><b>Fractions</b> Purple Mash 2 do</p>  <p>Watch the introduction video and complete the activities provided to sort shapes into half and not half.</p> <p>When you have completed your tasks click the 'hand in' button.</p>	<p><b>Fractions</b> Purple Mash 2 do</p>  <p>Watch the introduction video and complete the activities provided to find half of a set of objects. You can use any objects in your house to help you like pasta or buttons.</p> <p>When you have completed your tasks click the 'hand in' button.</p>	<p><b>Mental maths game</b> Purple Mash 2 do</p>  <p>Have fun playing this game where you need can practise counting on or back from a given number. You can also play find a number to practise your number recognition.</p>  <p><a href="https://www.topmarks.co.uk/learnin-g-to-count/blast-off">https://www.topmarks.co.uk/learnin-g-to-count/blast-off</a></p>

<p>Reading (15 mins)</p>	 <p>Please read a book allocated to you on Bug Club. Don't forget to click on the little bug images and answer the questions as you go along.</p>	 <p>Please read a book allocated to you on Bug Club. Don't forget to click on the little bug images and answer the questions as you go along.</p>	 <p>Please read a book allocated to you on Bug Club. Don't forget to click on the little bug images and answer the questions as you go along.</p>	 <p>Please read a book allocated to you on Bug Club. Don't forget to click on the little bug images and answer the questions as you go along.</p>	 <p>Please read a book allocated to you on Bug Club. Don't forget to click on the little bug images and answer the questions as you go along.</p>
<p>Phonics (30 mins)</p>	<p><u>Letters &amp; Sounds</u> Purple Mash 2 do</p>  <p>Click on the Letters and Sounds video that has been sent to you. Make sure that you have an alphabet strip, phoneme mat, whiteboard and pen ready and you can join along with me.</p> <p>When you have completed all of the spellings given in the video, please take a photo of your work and send it to me.</p>	<p><u>Letters &amp; Sounds</u> Purple Mash 2 do</p>  <p>Click on the Letters and Sounds video that has been sent to you. Make sure that you have an alphabet strip, phoneme mat, whiteboard and pen ready and you can join along with me.</p> <p>When you have completed all of the spellings given in the video, please take a photo of your work and send it to me.</p>	<p><u>Letters &amp; Sounds</u> Purple Mash 2 do</p>  <p>Click on the Letters and Sounds video that has been sent to you. Make sure that you have an alphabet strip, phoneme mat, whiteboard and pen ready and you can join along with me.</p> <p>When you have completed all of the spellings given in the video, please take a photo of your work and send it to me.</p>	<p><u>Letters &amp; Sounds</u> Purple Mash 2 do</p>  <p>Click on the Letters and Sounds video that has been sent to you. Make sure that you have an alphabet strip, phoneme mat, whiteboard and pen ready and you can join along with me.</p> <p>When you have completed all of the spellings given in the video, please take a photo of your work and send it to me.</p>	<p><u>Spelling test</u> Purple Mash 2 do</p>  <p>Click on the spelling list that has been sent for your grown up to read out loud.</p> <p>These will be spellings that you have been learning this week.</p> <p>Once you have been tested on these spellings please send me your results. Good luck!</p>
<p>Topic (30 mins)</p>	<p><u>The history of toys</u> Purple Mash 2 do</p>  <p>Watch the introduction video and complete the activity provided.</p> <p>When you have completed your task click the 'hand in' button.</p>	<p><u>DT</u> Purple Mash 2 do</p> <p>Watch the introduction video and complete the project where you will be constructing a mock up swing.</p> <p>You will need some construction materials like plastic straws, lollypop sticks, paper or card, sellotape, blue tac and masking tape.</p> <p>When you have completed the task take a picture and send it to me.</p>	<p><u>DT</u> Purple Mash 2 do</p> <p>Watch the introduction video and complete the project where you will be constructing a mock up slide.</p> <p>You will need some construction materials like plastic straws, lollypop sticks, foil, paper or card, sellotape, blue tac and masking tape.</p> <p>When you have completed the task take a picture and send it to me.</p>	<p><u>Dinosaur stomp dance</u> <a href="https://www.youtube.com/watch?v=j6LAR851M4M">https://www.youtube.com/watch?v=j6LAR851M4M</a></p>  <p>Click the link provided and try your best to follow the yoga moves. It would be lovely to see how you get on so please send in any video clips.</p>	<p><u>Wellbeing</u></p>  <p>Enjoy sharing a board game with your family.</p> <p>Have fun!</p>

<p>Story and news (15 mins)</p>	<p>Watch Newsround</p>	<p>Listen to Mr Tagg reading a story by 'Shirley Hughes'</p> 	<p>Listen to this audio version of Toy Story.</p>  <p><a href="https://www.youtube.com/watch?v=-sH884nz5ao">https://www.youtube.com/watch?v=-sH884nz5ao</a></p>	<p>Listen to a story written by the author 'Shirley Hughes'</p>  <p><a href="https://www.youtube.com/watch?v=QXH5f64m5ko">https://www.youtube.com/watch?v=QXH5f64m5ko</a></p>	<p>Watch Newsround</p>
-------------------------------------	------------------------	--	--	--	------------------------