









Log in with your password



Log in with your password. Activity on Purple Mash (2DO)



Take a photo and upload onto purple mash or e-mail to lisa.lloyd2@taw.org.uk

	Monday	Tuesday	Wednesday	Thursday	Friday
<p>Phonics (30 minutes)</p> <p>Remember you can stop the video to complete the activity and then carry on.</p>	<p></p> <p>Go on purple mash - watch and join in with the alphabet song and the phase 2 and phase 3 Jolly Phonics letters and sounds.</p> <p></p> <p>Go on Bug Club. Click on my stuff. Then click on phonics. Scroll to the end and click on sound Parrots &amp; Tigers &amp; Polar Bear - j</p> <p>Watch the video. Stop at each picture. Segment and blend words with magic arm.</p> <p> </p> <p>Go on purple mash and complete the phonic 2DO. Look at the sheet. Then write these words on whiteboard - sound them out - Tigers &amp; Parrots - jam, jug, jet Polar Bears-milk, golf, hand, shelf.</p>	<p></p> <p>Go on purple mash - watch and join in with the alphabet song and the phase 2 and phase 3 Jolly Phonics letters and sounds.</p> <p></p> <p>Go on Bug Club. Click on my stuff. Then click on phonics. Scroll to the end and click on sound Parrots &amp; Tigers &amp; Polar Bear - v</p> <p>Watch the video. Stop at each picture. Segment and blend words with magic arm.</p> <p> </p> <p>Go on purple mash and complete the phonic 2DO. Look at the sheet. Then write these words on whiteboard - sound them out - Tigers &amp; Parrots - van, vet, vat Polar Bears- gust, chest, shift, next</p>	<p>Forest School Create mini tipis for little play people, and decorate with wool or ribbon.</p> 	<p></p> <p>Go on purple mash - watch and join in with the alphabet song and the phase 2 and phase 3 Jolly Phonics letters and sounds.</p> <p></p> <p>Go on Bug Club. Click on my stuff. Then click on phonics. Scroll to the end and click on sound Parrots &amp; Tigers &amp; Polar Bear - x</p> <p></p> <p><b>Quick write</b> Parrots &amp; Tigers - mix, fix, box Polar Bears - tenth, chomp, shift, theft</p> <p>Sound out the word using your magic arm. Practise writing the words on your whiteboard. You have got your phonic mat to help you.</p>	<p></p> <p>Go on purple mash - watch and join in with the alphabet song and the phase 2 and phase 3 Jolly Phonics letters and sounds.</p> <p></p> <p><b>TRICKY WORDS</b></p> <p>On your whiteboard practice writing your tricky words. Hold your wb pen in the pincher grip. Parrots - phase 2 Tiger- phase 2 &amp; 3 Polar Bears - 3, &amp; 4</p> <p><b>REMEMBER</b> you cannot sound them out you just need to know how to spell them.</p> <p>Practise writing your name in your writing book.</p>



Log in with your password



Log in with your password. Activity on Purple Mash (2DO)



Take a photo and upload onto purple mash or e-mail to lisa.lloyd2@taw.org.uk

	<p>Write sentences in your writing book. Example Parrots - I can see a jam. Tigers - <b>The</b> jam is red. Polar Bears - <b>The</b> milk is white <b>and</b> cold.</p> <p>Practise writing your name in your writing book.</p>	<p>Write sentences in your writing book. Example Parrots - I can see a van. Tigers - <b>The</b> van is yellow. Polar Bears - <b>The</b> van is yellow <b>and</b> black.</p> <p>Practise writing your name in your writing book.</p>		<p>Practise writing your name in your writing book.</p>	
<p><b>Maths (30 minutes)</b></p> <p>Remember you can stop the video to complete the activity and then carry on.</p>	<p> </p> <p>Go on purple mash and complete the Maths 2DO. Have your whiteboard and pen ready for the AFL (assessment for learning). Just have a go.</p> <p>Watch the video and complete the activities provided practically and in your maths book.</p> <p>You will need: Parrots &amp; Tigers &amp; Polar Bears - 1p coins, 2p coins, 5p coins, 10p coins. Numicon cards</p> <p>Using your numberline practice writing your numbers from 0-20 in your maths book.</p>	<p> </p> <p>Go on purple mash and complete the Maths 2DO. Have your whiteboard and pen ready for the AFL (assessment for learning). Just have a go.</p> <p>Watch the video and complete the activities provided practically and in your maths book.</p> <p>You will need: Parrots &amp; Tigers &amp; Polar Bears - 1p coins, 2p coins, 5p coins, 10p coins. Numicon cards</p> <p>Using your numberline practice writing your numbers from 0-20 in your maths book.</p>		<p> </p> <p>Complete the maths 2Do on purple mash.</p> <p></p> <p>When you have completed them click the 'hand in' button.</p> <p>Using your numberline practice writing your numbers from 0-20 in your maths book.</p>	<p></p> <p>Complete the maths 2Do on purple mash.</p> <p></p> <p>When you have completed them click the 'hand in' button.</p> <p>Using your numberline practice writing your numbers from 0-20 in your maths book.</p>











Log in with your password



Log in with your password. Activity on Purple Mash (2DO)



Take a photo and upload onto purple mash or e-mail to lisa.lloyd2@taw.org.uk

<p><b>Writing (30 minutes)</b></p> <p>Remember you can stop the video to complete the activity and then carry on.</p>	<div style="text-align: center;">   </div> <p>Go on purple mash and complete the Writing 2DO. Have your whiteboard and pen ready for the AFL (assessment for learning). Just have a go.</p> <p>Watch the video and complete the activities provided in your writing book.</p> <p style="text-align: center;"><b>Example</b></p> <p>Parrots and Tigers - I went to the park. I had chips. Polar Bears - On Saturday I went to the park. On Sunday I played with my toys.</p> <p>The children will spell the words phonetically. EXAMPLE So for my may write mi. This is okay.</p> <p>Using your alphabet line practice writing your alphabet from a-z in your writing book.</p>	<div style="text-align: center;">   </div> <p>Go on purple mash and complete the Writing 2DO. Have your whiteboard and pen ready for the AFL (assessment for learning). Just have a go.</p> <p>Watch the video and complete the activities provided in your writing book.</p> <p style="text-align: center;"><b>Example</b></p> <p>Parrots - I can see a tail. Tigers - <b>The</b> tail is long. Polar Bears - <b>The</b> tail is long <b>and</b> orange.</p> <p>The children will spell the words phonetically. EXAMPLE So for orange may write orinj. This is okay.</p> <p>Using your alphabet line practice writing your alphabet from a-z in your writing book.</p>		<div style="text-align: center;">   </div> <p>Go on purple mash and complete the Writing 2DO. Have your whiteboard and pen ready for the AFL (assessment for learning). Just have a go.</p> <p>Watch the video and complete the activities provided in your writing book.</p> <p style="text-align: center;"><b>Example</b></p> <p>Parrots - I can see a body. Tigers - <b>The</b> body is soft. Polar Bears - <b>The</b> body is soft <b>and</b> furry.</p> <p>The children will spell the words phonetically. EXAMPLE So for furry may write furee. This is okay.</p> <p>Using your alphabet line practice writing your alphabet from a-z in your writing book.</p>	<div style="text-align: center;">  </div> <p>Complete the Writing 2Do on purple mash. Complete the phonics game.</p> <div style="text-align: center;">  </div> <p>When you have completed them click the 'hand in' button.</p> <p>Using your alphabet line practice writing your alphabet from a-z in your writing book.</p>
---	--	--	--	---	--



Log in with your password



Log in with your password. Activity on Purple Mash (2DO)



Take a photo and upload onto purple mash or e-mail to [lisa.lloyd2@taw.org.uk](mailto:lisa.lloyd2@taw.org.uk)

<p>Reading (15 mins)</p>	 <p>Please read a book allocated to you on Bug Club. Don't forget to click on the little bug images and answer the questions as you go along.</p>	 <p>Please read a book allocated to you on Bug Club. Don't forget to click on the little bug images and answer the questions as you go along.</p>	 <p>Please read a book allocated to you on Bug Club. Don't forget to click on the little bug images and answer the questions as you go along.</p>	 <p>Please read a book allocated to you on Bug Club. Don't forget to click on the little bug images and answer the questions as you go along.</p>	 <p>Please read a book allocated to you on Bug Club. Don't forget to click on the little bug images and answer the questions as you go along.</p>
<p>Fine Motor Skills (5-10 Mins)</p>  <p>1 day per week take a photo</p>	<p>Use your cutting skills pack and do 1 sheet each day. Do it slowly and take care. Cut along the lines. Hold your scissors correctly.</p> <p>Glue in your writing book.</p>	<p>Use your cutting skills pack and do 1 sheet each day. Do it slowly and take care. Cut along the lines. Hold your scissors correctly.</p> <p>Glue in your writing book.</p>	<p>Use your cutting skills pack and do 1 sheet each day. Do it slowly and take care. Cut along the lines. Hold your scissors correctly.</p> <p>Glue in your writing book.</p>	<p>Use your cutting skills pack and do 1 sheet each day. Do it slowly and take care. Cut along the lines. Hold your scissors correctly.</p> <p>Glue in your writing book.</p>	<p>Use your cutting skills pack and do 1 sheet each day. Do it slowly and take care. Cut along the lines. Hold your scissors correctly.</p> <p>Glue in your writing book.</p>
<p>Handwriting (10 mins)</p> <p>Serifs - the flicks before or after the letter</p>	  <p>Practise your handwriting on your whiteboard.</p> <p>Hold your whiteboard pen in the pincher grip. Copy the pattern and letters carefully. Remember your serifs</p>	 <p>Practise your handwriting on your whiteboard.</p> <p>Hold your whiteboard pen in the pincher grip. Copy the pattern and letters carefully. Remember your serifs</p>	 <p>Practise your handwriting on your whiteboard.</p> <p>Hold your whiteboard pen in the pincher grip. Copy the pattern and letters carefully. Remember your serifs</p>	 <p>Practise your handwriting on your whiteboard.</p> <p>Hold your whiteboard pen in the pincher grip. Copy the pattern and letters carefully. Remember your serifs</p>	  <p>Do your handwriting in your lined book.</p>















Log in with your password



Log in with your password. Activity on Purple Mash (2DO)



Take a photo and upload onto purple mash or e-mail to lisa.lloyd2@taw.org.uk

<p>Child Initiated (45 minutes)</p>	  <p>People Who Help Us - Transport</p> <p>Watch video - To explain features of different modes of transport.</p>	  <p>People Who Help Us -Transport</p> <p>Watch video - Transport model.</p>	 <p>Joe Wicks PE</p> <p>9am Monday, Wednesday, Friday</p> <p><a href="https://www.youtube.com/watch?v=tSi2ix1i180">https://www.youtube.com/watch?v=tSi2ix1i180</a></p>	 <p><u>Take a Nature Walk</u></p> <ol style="list-style-type: none"> <li>1. Go for a walk outside. Ask children to point out things that are natural in the environment, such as grass, trees, flowers, birds, squirrels, ants, spiders, water, rocks, sunshine, clouds, and air. Ask them to also look for things that are manmade, such as roads, buildings, and cars.</li> <li>2. Back at home, ask children to draw at least one thing they found that is natural and one thing that is manmade.</li> </ol>	 <p><u>Wellbeing</u></p>  <p>Using junk modelling make an animal from After the Storm.</p> <p>Squirrel Badger Hedgehog Owl rabbit</p> <p>Have FUN</p>
<p>Story Time (15 mins)</p>	 <p>Listen to the story</p> <p>After the Storm</p> <p><a href="#">After The Storm - A Percy The Park Keeper story read by Nick Butterworth - YouTube</a></p>	 <p>Listen to a story read by Miss Foster</p>	 <p>Listen to a story read by Mrs Hollis</p>	 <p>Listen to a story read by Miss Tibbetts</p>	<p>Choose your favourite story at home and listen to your adult read it to you.</p>