











Year 3	Monday	Tuesday	Wednesday	Thursday	Friday
<p>Writing (1 hour)</p> <p>*There is a weekly handwriting lesson which can be completed at any point during this week.</p>	<p> This week we will be writing a non-chronological report. We are going to look at the features you will need to include. Can you find and highlight these features in different colours. Instructions will be in the question mark box when you open the 2Do - make sure you read them carefully!</p> <p></p> <p>Hand in your work on Purple Mash.</p>	<p> Today we are going to continue with our report work. We are going to begin writing our paragraphs using our research from a couple of weeks ago. Today we will aim to complete the title, introduction and paragraph 1 - lifestyle. Remember we are writing to a year 3 standard.</p> <p>Upload a photo of your work.</p>	<p> Today we are continuing our report. We will aim to complete paragraph 2 (craftsmanship) and the conclusion. Remember we are writing to a year 3 standard.</p> <p>Upload a photo of your work.</p>	<p> It is important for you to reflect on the work that you complete. Look at the teaching video. Pause the video when prompted. Using your whole report from this week, write down the Year 3 targets that you have been able to achieve in this piece of writing as well as things to improve on.</p> <p>Upload a photo of your lists to hand in.</p>	<p> <u>Science</u> Watch the video link on the 2Do to research Mary Anning the famous paleaontologist then create a factfile or poster.</p> <p>Upload and hand in a picture of your work.</p>
<p>Maths (1 hour)</p>	<p> Follow the teaching video to begin this week's learning on mass. There are lots of opportunities for you to pause the video and complete tasks.</p> <p>Upload and hand in your work.</p>	<p> Follow the teaching video to complete a practical investigation. Today you will need a set of scales and 6 items that will fit on the scales.</p> <p>Upload and hand in your work.</p>	<p> There are two parts to our lesson today. Part 1 - follow the link on Purple Mash to play a mass game - select a scale for your game before you begin. Part 2 - watch the teaching video to complete a challenge.</p> <p>Upload and hand in a photo of your challenge work.</p>	<p> Follow the teaching video to convert some measurements.</p> <p>Upload and hand in a photo of your work.</p>	<p> Complete the calculations on the teaching video. Remember to include the units of measure (g/kg) in your answers.</p> <p>Upload and hand in your work.</p>
<p>Reading (30 mins)</p>	<p>Bug club Please complete a minimum of one book and quiz - I will check!</p> <p></p>	<p>Bug club Please complete a minimum of one book and quiz - I will check!</p> <p></p>	<p>Bug club Please complete a minimum of one book and quiz - I will check!</p> <p></p>	<p>Bug club Please complete a minimum of one book and quiz - I will check!</p> <p></p>	<p>Get caught reading outside.</p> <p>Upload your photo on the 2Do.</p> <p></p>
<p>Spellings (15 mins)</p>	<p> Drag the letters to spell the words correctly. Practise any words that you struggle with.</p> <p>Hand in your work on purple mash.</p>	<p> Your Look, Say, Cover, Write, Check sheet is on Purple Mash. Complete on a piece of paper - try not to rush. Adults remember to keep hold of this to help you with spelling test on Friday.</p> <p>Upload and hand in your work.</p>	<p> Use this week's spelling words to write sentences that make sense.</p> <p>Hand in your work on purple mash.</p>	<p> Find out what these words mean and write the definitions.</p> <p>Hand in your work on purple mash.</p>	<p> Ask a grown up to test you on this week's spelling on the 'Friday spelling test' 2Do.</p> <p>Hand in your work on purple mash.</p>

<p>Topic (1 hour)</p>	 <p><u>PE</u> Show your parents how to play the 'Bean game' to warm up (there is a link to a video if you cannot remember) This half term we are thinking about the game Dodgeball. With a ball practise a one arm overarm throw. Try to change your speed, how far and the direction. Make sure to stretch your body to cool down. Upload a photo of the ball you used today.</p>	 <p><u>Computing</u> Today we are going to be using the app 2Graph on Purple Mash. You will need your maths from earlier to help you. Input all of the objects' mass from your investigation. I have added some made up data for you to change. Once your data is inputted, you can look at how to change the type of graph (options are across the top of the page) and you can look at showing the data in different colours. When you are happy 'save & exit' then hand in.</p>	 <p><u>Design Technology</u> We are thinking about packaging for this unit. Watch the video linked on the 2Do and think about why we need packaging. Next, find 3 different types of packaging to analyse today. Think about their purpose, material, how they are made, whether it could be improved, whether it is necessary. Upload a photo of your analysis and hand in.</p>	 <p><u>PSHE</u> Information on the internet can be altered by almost anyone. Discuss the bullet points and decide if they are real (reliable) or fake (not to be trusted). When you have finished your discussion, use the template on the video to write about how to be 'Internet Alert'. Upload and hand in a photo of you internet alert writing.</p>	 <p><u>Wellbeing</u> It's important to look after your mental health too! Build the name - Use objects to make the name of that object. For example, make the word LEGO out of Lego, PENCIL out of pencils or TOYS out of your toys! You do not need to upload any evidence</p>
<p>Story/News (15 mins)</p>	 <p>Look at this week's author of the week on Oak National Academy. You can read the book yourself by clicking through the pages or you can listen to the recorded version as you scroll down the page. You do not need to hand in or upload.</p>				 <p>Watch Newsround Home - CBBC Newsround</p>